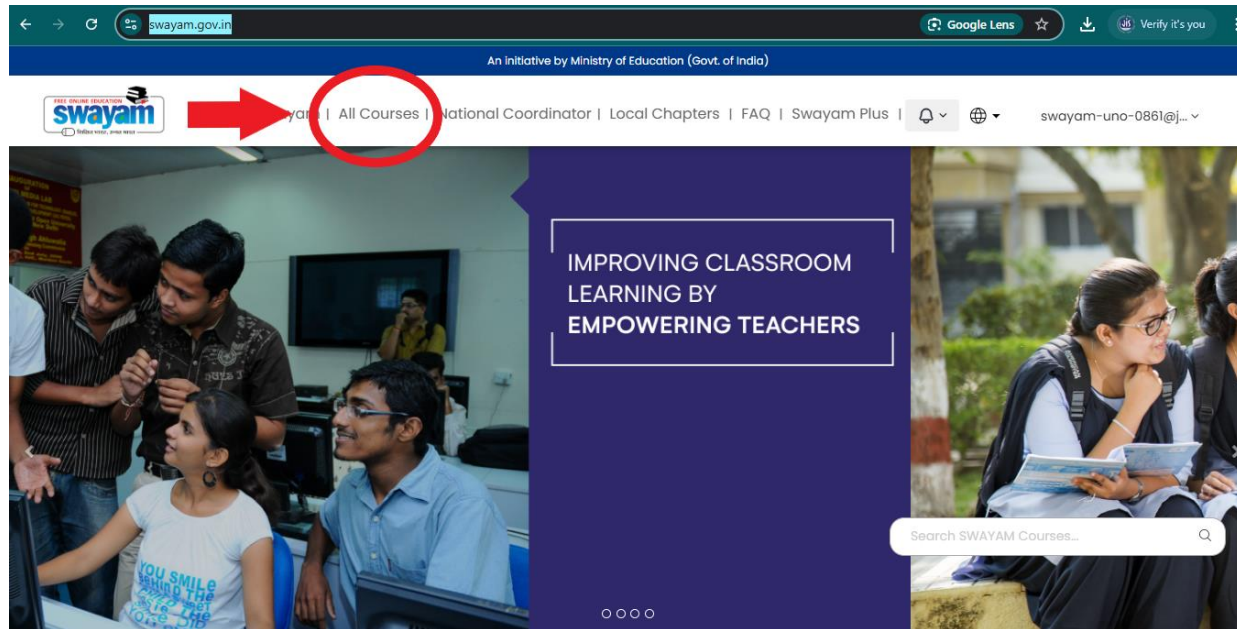


Steps for course registration in SWAYAM

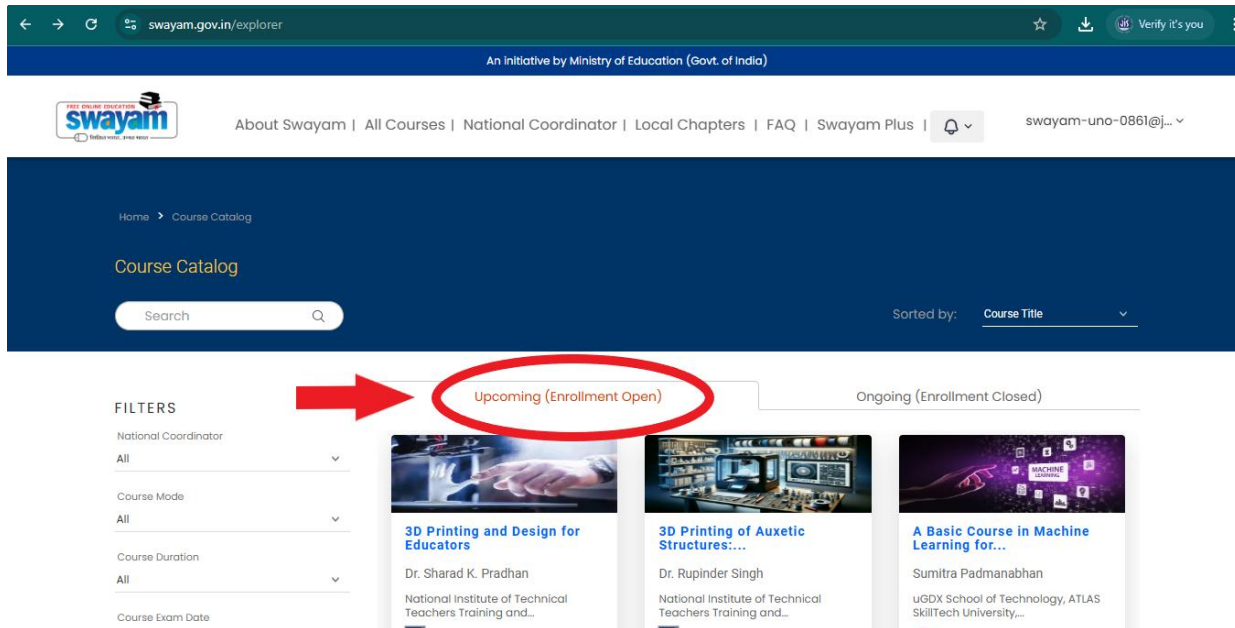
Step 1. Visit the web page "<https://swayam.gov.in/>"

Step 2. Click upon "**All Courses**" as indicated in the image below



Steps for course registration in SWAYAM

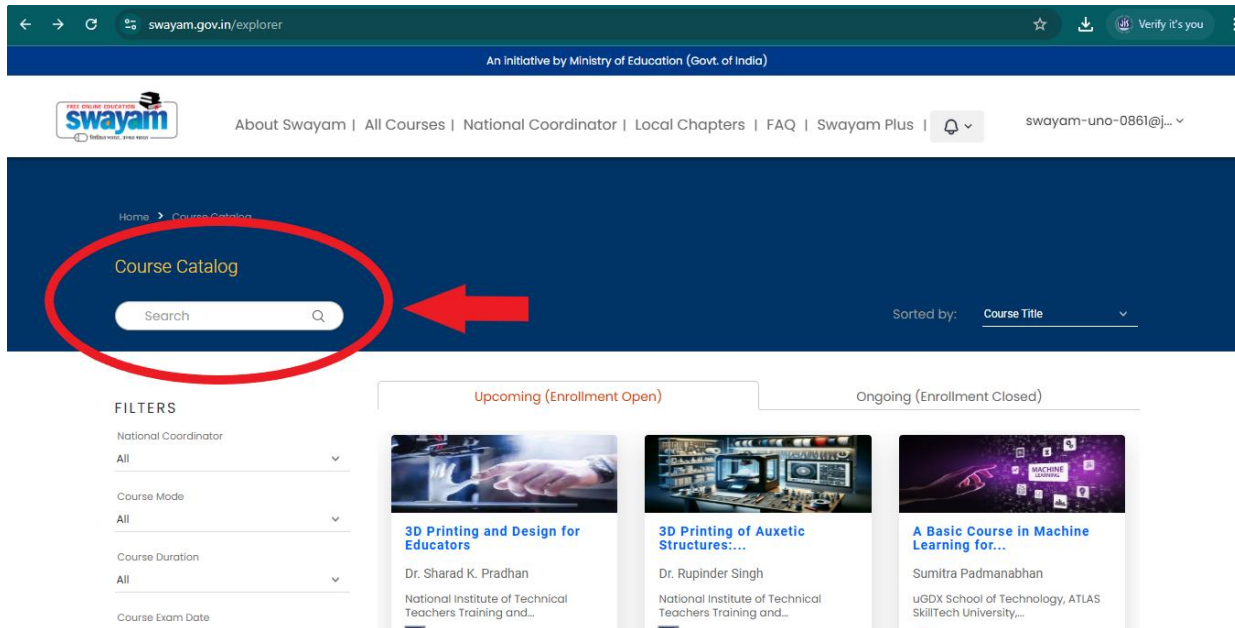
Step 3. Click upon **“Upcoming (Enrollment Open)”** as indicated in the image below



The screenshot shows the SWAYAM course catalog interface. The browser address bar displays 'swayam.gov.in/explorer'. The header includes the SWAYAM logo and navigation links: 'About Swayam | All Courses | National Coordinator | Local Chapters | FAQ | Swayam Plus'. A search bar and a 'Sorted by: Course Title' dropdown are present. On the left, a 'FILTERS' sidebar lists 'National Coordinator', 'Course Mode', 'Course Duration', and 'Course Exam Date', all set to 'All'. The main content area features two tabs: 'Upcoming (Enrollment Open)' (highlighted with a red circle and a red arrow) and 'Ongoing (Enrollment Closed)'. Below the 'Upcoming' tab, three course cards are visible: '3D Printing and Design for Educators' by Dr. Sharad K. Pradhan, '3D Printing of Auxetic Structures:...' by Dr. Rupinder Singh, and 'A Basic Course in Machine Learning for...' by Sumitra Padmanabhan.

Steps for course registration in SWAYAM

Step 4: Type the name of your chosen course in the **“Course Catalogue”** search bar

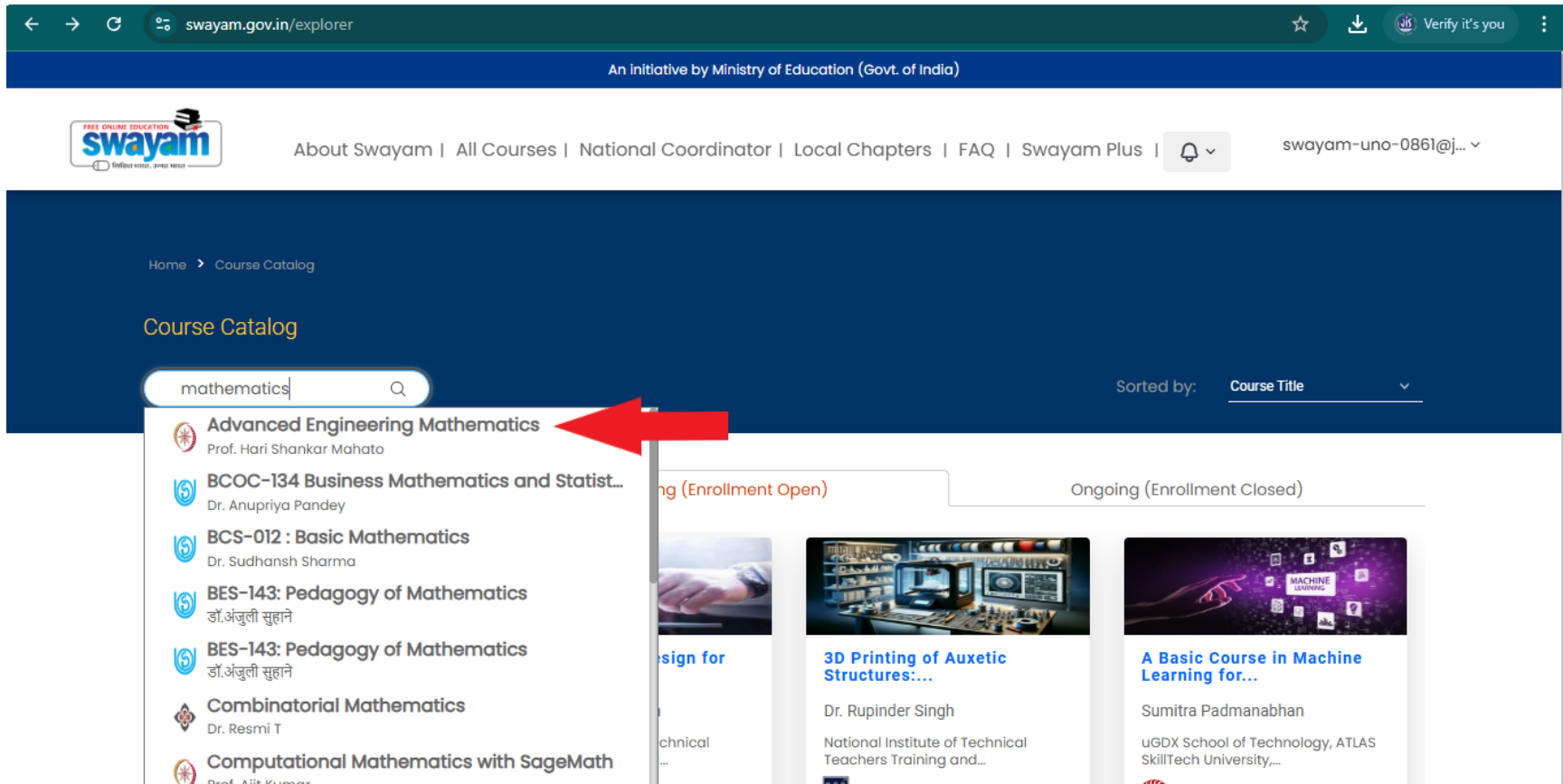


The screenshot shows the SWAYAM website interface. The browser address bar displays 'swayam.gov.in/explorer'. The page header includes the SWAYAM logo and navigation links: 'About Swayam | All Courses | National Coordinator | Local Chapters | FAQ | Swayam Plus'. A search bar is highlighted with a red circle and a red arrow pointing to it. The search bar contains the text 'Course Catalogue' and a search icon. Below the search bar, there are two tabs: 'Upcoming (Enrollment Open)' and 'Ongoing (Enrollment Closed)'. Under the 'Upcoming' tab, three course cards are displayed:

- 3D Printing and Design for Educators** by Dr. Sharad K. Pradhan, National Institute of Technical Teachers Training and...
- 3D Printing of Auxetic Structures:...** by Dr. Rupinder Singh, National Institute of Technical Teachers Training and...
- A Basic Course in Machine Learning for...** by Sumitra Padmanabhan, uGDX School of Technology, ATLAS SkillTech University...

Steps for course registration in SWAYAM

Step 5. Click upon the desired course from the dropdown list (example - see the image below)



The screenshot shows the SWAYAM website interface. The browser address bar displays `swayam.gov.in/explorer`. The page header includes the SWAYAM logo and navigation links: About Swayam | All Courses | National Coordinator | Local Chapters | FAQ | Swayam Plus. A search bar contains the text "mathematics". A dropdown menu is open, listing several courses:

- Advanced Engineering Mathematics** (Prof. Hari Shankar Mahato) - This item is highlighted with a red arrow.
- BCOC-134 Business Mathematics and Statist...** (Dr. Anupriya Pandey)
- BCS-012 : Basic Mathematics** (Dr. Sudhansh Sharma)
- BES-143: Pedagogy of Mathematics** (डॉ. अंबुली सुहाने)
- BES-143: Pedagogy of Mathematics** (डॉ. अंबुली सुहाने)
- Combinatorial Mathematics** (Dr. Resmi T)
- Computational Mathematics with SageMath** (Prof. Ait Kumar)


To the right of the dropdown, the page shows a "Sorted by: Course Title" dropdown and two columns of course cards. The first column is labeled "Ongoing (Enrollment Open)" and the second "Ongoing (Enrollment Closed)". The cards include:

- 3D Printing of Auxetic Structures:...** by Dr. Rupinder Singh, National Institute of Technical Teachers Training and...
- A Basic Course in Machine Learning for...** by Sumitra Padmanabhan, uGDX School of Technology, ATLAS SkillTech University,...

Steps for course registration in SWAYAM

Step 6.1. Enter your personal details as per your **Aadhaar Card** and **JIS University Registration data**


← → ↻ onlinecourses.nptel.ac.in/signup?user_email=swayam-uno-0861@jisuniversity.ac.in&raw_slug=/noc25_ma02&origin=%2Fnoc25_ma02%2Fregister%3Fau... ☆ ⬇️ Verify it's you ⋮


 About Swayam | All Courses | swayam-uno-0861@jisuniversity.ac.in ▾

MY PROFILE

Account Info > **Personal Details**

Save Profile


Name *	<input type="text"/>
Mobile Number *	+91 <input type="text"/>
Email *	swayam-uno-0861@jisuniversity.ac.in
Date of Birth *	mm/dd/yyyy 
Gender *	-- Select Gender -- ▾
Country residing in currently *	▾
Pincode *	<input type="text"/>
State *	▾
City/District *	▾
Profession *	▾
Highest Qualification *	▾




Steps for course registration in SWAYAM

Step 6.2. Select your **"Profession"** as **"Student"**

← → ↻ onlinecourses.nptel.ac.in/signup?user_email=swayam-uno-0861@jisuniversity.ac.in&raw_slug=/noc25_ma02&origin=%2Fnoc25_ma02%2Fregister%3Fautojoin... ☆ Verify it's you

 About Swayam | All Courses | swayam-uno-0861@jisuniversity.ac.in


Gender *	-- Select Gender --
Country residing in currently *	
Pincode *	
State *	
City/District *	
Profession *	<div><div>Student</div><div>Faculty</div><div>Employed</div><div>Other</div></div>
Highest Qualification *	
Year of Graduation * ⓘ	
Academic Bank of Credits (ABC) *	
For more details Click here	
Education Details	
Part of a SWAYAM local chapter? * ⓘ	No
If you are a student/faculty in a college, go to here and check if your college is an SWAYAM Local Chapter	



Steps for course registration in SWAYAM

Step 6.3. Select your last obtained degree as your **“Highest Qualification”**

← → ↻ onlinecourses.nptel.ac.in/signup?user_email=swayam-uno-0861@jisuniversity.ac.in&raw_slug=/noc25_ma02&origin=%2Fnoc25_ma02%2Fregister%3Fautojoin... ☆ Verify it's you ⋮

 About Swayam | All Courses | swayam-uno-0861@jisuniversity.ac.in ▾

Gender *	-- Select Gender -- ▾
Country residing in currently *	▾
Pincode *	
State *	▾
City/District *	▾
Profession *	▾
Highest Qualification *	▾
Year of Graduation * ⓘ	
Academic Bank of Credits (ABC) *	
For more details Click here	
Education Details	
Part of a SWAYAM local chapter? * ⓘ	
If you are a student/faculty in a college, go to here and check if your college is an SWAYAM Local Chapter	

High School

Pre University (XII)

Diploma

3 Year - Bachelor's degree

4 Year - Bachelor's degree

5 Year - Bachelor's degree

Master's degree

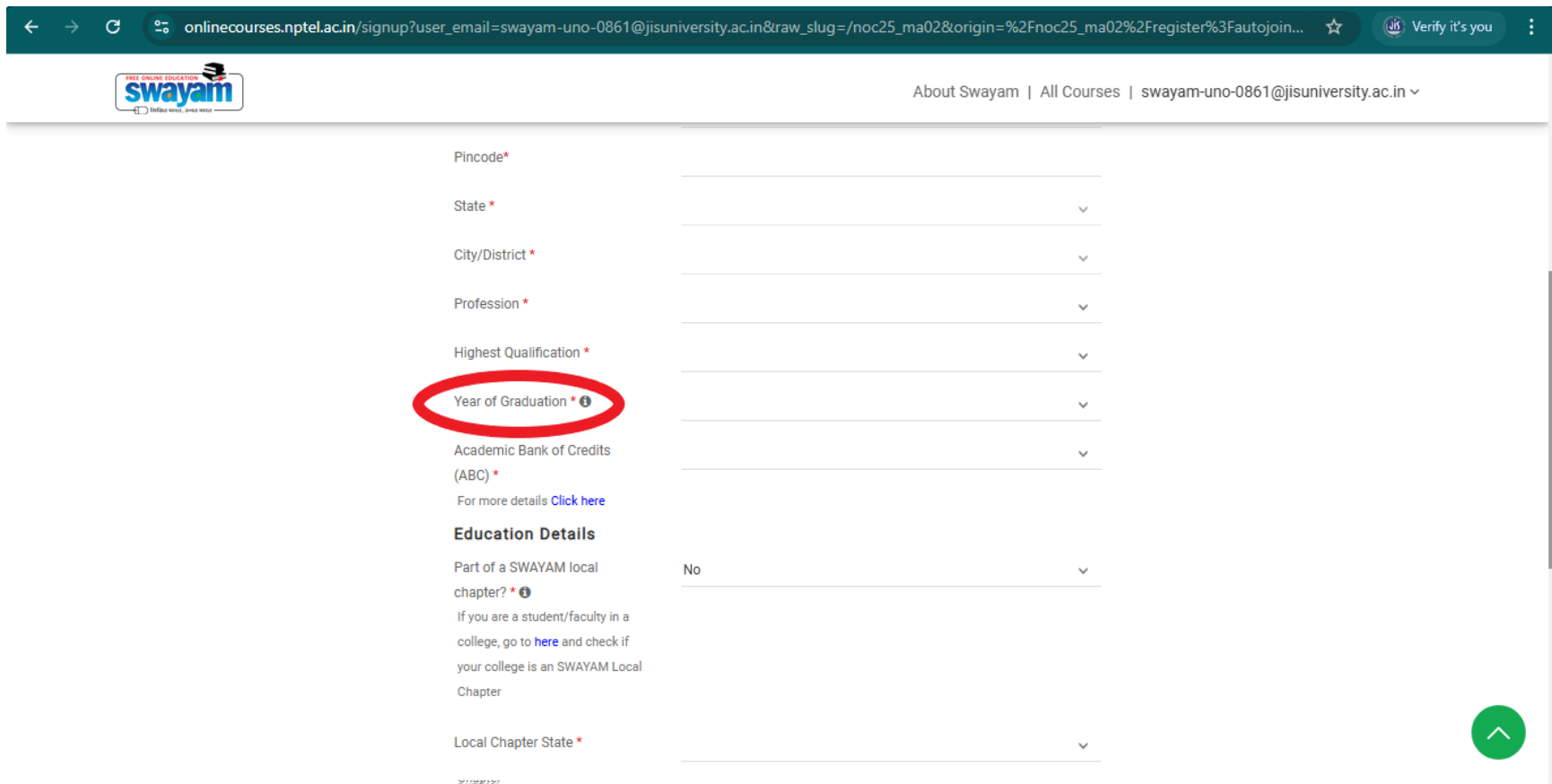
Doctoral degree

MBBS


⬆

Steps for course registration in SWAYAM

Step 6.4. Mention **“Year of Graduation”** as the year of obtaining your last degree (ie. of highest qualification)



← → ↻ onlinecourses.nptel.ac.in/signup?user_email=swayam-uno-0861@jisuniversity.ac.in&raw_slug=/noc25_ma02&origin=%2Fnoc25_ma02%2Fregister%3Fautojoin... ☆ Verify it's you

 About Swayam | All Courses | swayam-uno-0861@jisuniversity.ac.in ▾

Pincode*

State *

City/District *

Profession *

Highest Qualification *

Year of Graduation * ⓘ

Academic Bank of Credits (ABC) *

For more details [Click here](#)

Education Details

Part of a SWAYAM local chapter? * ⓘ

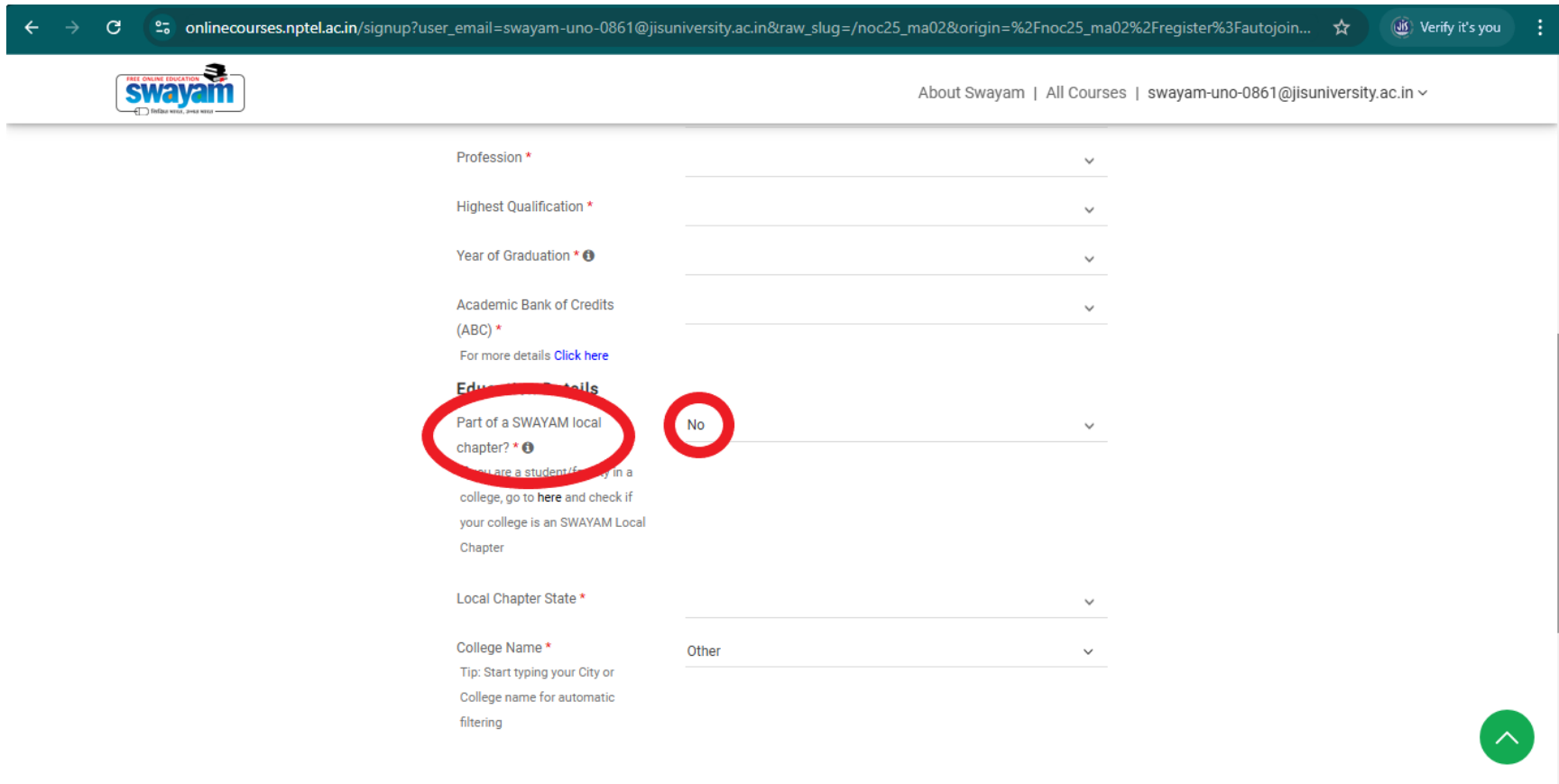
If you are a student/faculty in a college, go to [here](#) and check if your college is an SWAYAM Local Chapter

Local Chapter State *


20/11/2024 12:07

Steps for course registration in SWAYAM

Step 6.5. Beside **“Part of a SWAYAM local chapter?”**, select **“No”**



← → ↻ onlinecourses.nptel.ac.in/signup?user_email=swayam-uno-0861@jisuniversity.ac.in&raw_slug=/noc25_ma02&origin=%2Fnoc25_ma02%2Fregister%3Fautojoin... ☆ Verify it's you

 About Swayam | All Courses | swayam-uno-0861@jisuniversity.ac.in

Profession *

Highest Qualification *

Year of Graduation * ⓘ

Academic Bank of Credits (ABC) *

For more details [Click here](#)

Education Details

Part of a SWAYAM local chapter? * ⓘ

No

If you are a student/faculty in a college, go to [here](#) and check if your college is an SWAYAM Local Chapter

Local Chapter State *

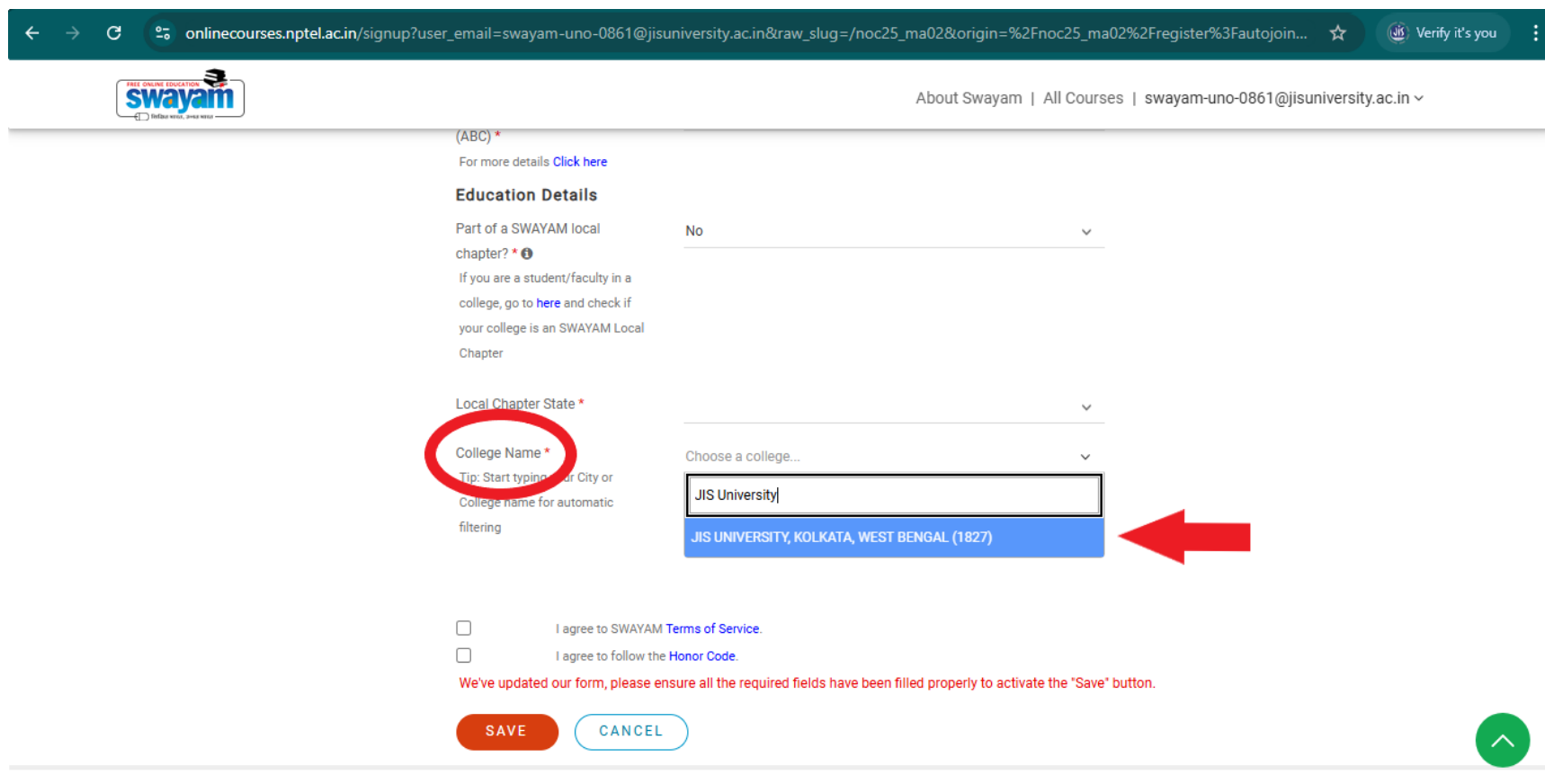
College Name *

Tip: Start typing your City or College name for automatic filtering

↑

Steps for course registration in SWAYAM

Step 6.6. In **"College Name"**, type JIS University and select **"JIS UNIVERSITY, KOLKATA, WEST BENGAL (1827)"** from the dropdown list



The screenshot shows the SWAYAM registration page. The 'College Name' field is highlighted with a red circle, and the dropdown menu is open, showing 'JIS UNIVERSITY, KOLKATA, WEST BENGAL (1827)' as the selected option, indicated by a red arrow. The form includes fields for 'Education Details', 'Local Chapter State', and 'College Name'. Below the form, there are checkboxes for 'I agree to SWAYAM Terms of Service' and 'I agree to follow the Honor Code'. A message states: 'We've updated our form, please ensure all the required fields have been filled properly to activate the "Save" button.' The 'SAVE' button is highlighted in orange, and the 'CANCEL' button is in blue. A green circular button with an upward arrow is located at the bottom right.


onlinecourses.nptel.ac.in/signup?user_email=swayam-uno-0861@jisuniversity.ac.in&raw_slug=/noc25_ma02&origin=%2Fnoc25_ma02%2Fregister%3Fautojoin... Verify it's you


swayam

About Swayam | All Courses | swayam-uno-0861@jisuniversity.ac.in


(ABC) *
For more details [Click here](#)

Education Details

Part of a SWAYAM local chapter? * 
If you are a student/faculty in a college, go to [here](#) and check if your college is an SWAYAM Local Chapter

Local Chapter State * 

College Name *
Tip: Start typing your City or College name for automatic filtering

Choose a college... 

JIS University


JIS UNIVERSITY, KOLKATA, WEST BENGAL (1827)

☐ I agree to SWAYAM [Terms of Service](#).

☐ I agree to follow the [Honor Code](#).

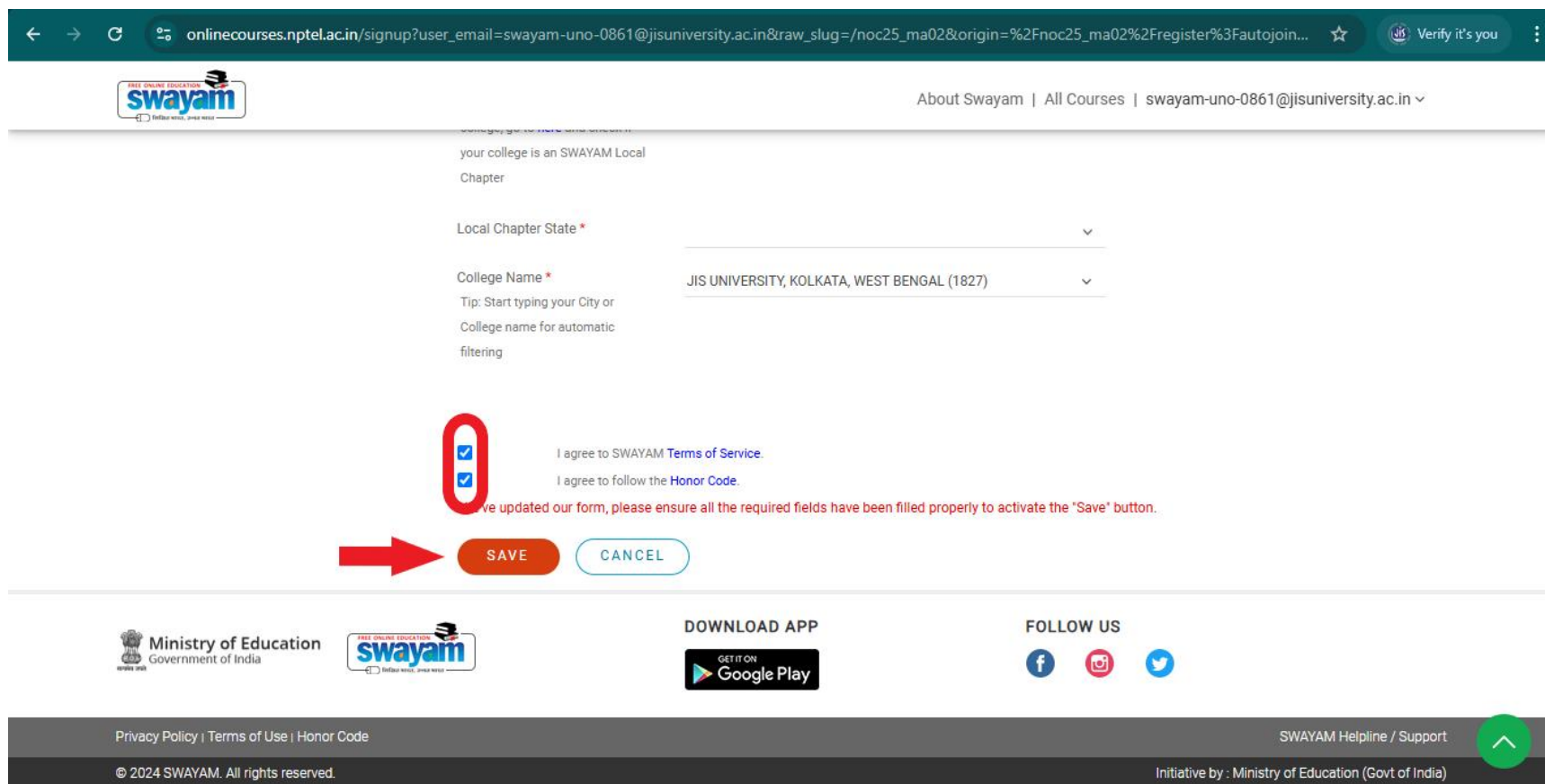
We've updated our form, please ensure all the required fields have been filled properly to activate the "Save" button.

SAVE **CANCEL**



Steps for course registration in SWAYAM

Step 7. Tick both “I agree..” terms and “**SAVE**” tab to submit your online enrollment form



The screenshot shows the online enrollment form on the website `onlinecourses.nptel.ac.in`. The form includes fields for college details, with "JIS UNIVERSITY, KOLKATA, WEST BENGAL (1827)" entered in the College Name field. Below the form, there are two checkboxes for agreement: "I agree to SWAYAM Terms of Service" and "I agree to follow the Honor Code". Both checkboxes are checked, and a red circle highlights them. A red arrow points to the "SAVE" button. A message states: "We updated our form, please ensure all the required fields have been filled properly to activate the 'Save' button." The footer contains links to Privacy Policy, Terms of Use, and Honor Code, along with contact information for SWAYAM Helpline / Support.

onlinecourses.nptel.ac.in/signup?user_email=swayam-uno-0861@jisuniversity.ac.in&raw_slug=/noc25_ma02&origin=%2Fnoc25_ma02%2Fregister%3Fautojoin... Verify it's you

swayam

About Swayam | All Courses | swayam-uno-0861@jisuniversity.ac.in

your college is an SWAYAM Local Chapter

Local Chapter State *

College Name * JIS UNIVERSITY, KOLKATA, WEST BENGAL (1827)

Tip: Start typing your City or College name for automatic filtering

☒ I agree to SWAYAM Terms of Service.

☒ I agree to follow the Honor Code.

We updated our form, please ensure all the required fields have been filled properly to activate the "Save" button.

SAVE CANCEL

Ministry of Education Government of India

swayam

DOWNLOAD APP GET IT ON Google Play

FOLLOW US

Privacy Policy | Terms of Use | Honor Code

SWAYAM Helpline / Support

© 2024 SWAYAM. All rights reserved. Initiative by : Ministry of Education (Govt of India)